



640W

MAXIMUM MODULE EFFICIENCY

24.1%

POSITIVE POWER TOLERANCE

0 TO +5 W



IDEAL FOR:



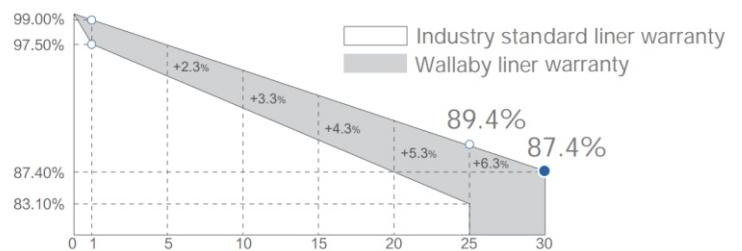
Commerical & Industrial Projects

POWER YOUR LIFE

Outstanding Bifaciality | Strong Lightweight Construction | Built for the Australian Environment

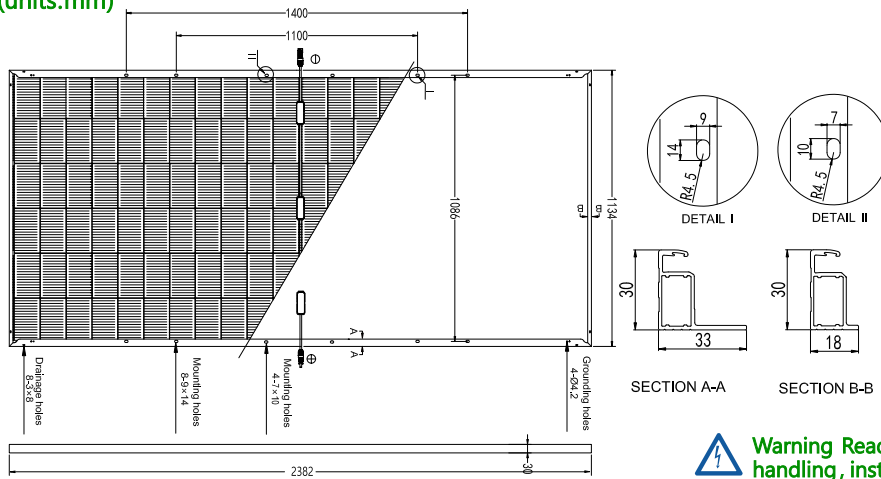
QUALIFICATIONS & CERTIFICATES

IEC 61730,
IEC 61215,
CE,

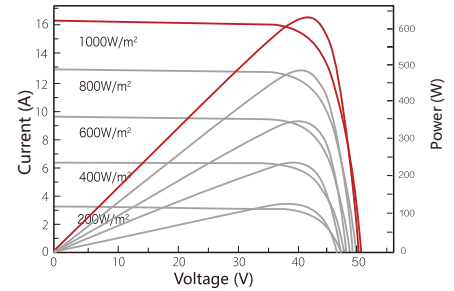


1.00% the 1st year power degradation
0.04% annual power degradation

BACK VIEW (units:mm)



I-V/P-V CURVES



Warning Read the Installation and User Manual in its entirety before handling, installing and operating Wallaby Solar modules

Electrical Parameters at Standard Test Conditions(STC*)

Module type	WA-640 CF66 f/2	WA-645 CF66 f/2	WA-650 CF66 f/2
Power output-Pmax (W)	640	645	650
Power output tolerances-ΔPmax (W) with tolerance ±3% (W)	0/+5W	0/+5W	0/+5W
Module efficiency-ηm (%)	23.7	23.9	24.1
Voltage at Pmax - Vmpp (V)	41.91	42.05	42.18
Current at Pmax-Impp (A)	15.27	15.34	15.41
Open-circuit voltage-Voc (V) with tolerance ±5% (V)	50.04	50.22	50.40
Short-circuit current-Isc (A) with tolerance ±5% (A)	16.16	16.22	16.28

*STC: 1000 W-mirradiance, 25°C cell temperature, AM 1.5.-2

Bifacial Output-Rearside Power Gain (BSI)

	WA-640 CF66 f/2	WA-645 CF66 f/2	WA-650 CF66 f/2
Short Circuit Current (Isc)	19.91	19.98	20.06
5%Double sided gain (Pmax)	672	677	683
5%Double sided gain (%)	24.88%	25.07%	25.27%
15%Double sided gain (Pmax)	736	742	748
15%Double sided gain (%)	27.25%	27.46%	27.67%
25%Double sided gain (Pmax)	800	806	813
25%Double sided gain (%)	29.62%	29.85%	30.08%

Bifacial Electrical Parameters at Standard Test Conditions(BNPI*)

Module type	WA-640 CF66 f/2	WA-645 CF66 f/2	WA-650 CF66 f/2
Power output-Pmax (W)	709.12	714.66	720.20
Voltage at Pmax - Vmpp (V)	42.06	42.20	42.33
Current at Pmax-Impp (A)	16.86	16.94	17.01
Open-circuit voltage-Voc (V) with tolerance ±5% (V)	50.26	50.44	50.63
Short-circuit current-Isc (A) with tolerance ±5% (A)	17.84	17.91	17.97
Bifaciality coefficient is φVoc/Tolerance ±5%	99%	99%	99%
Bifaciality coefficient is φIsc/Tolerance ±10%	80%	80%	80%
Bifaciality coefficient is φPmax/Tolerance ±10%	80%	80%	80%

*1000W-m² on the front side and 135 W-m² on the back side, 25°C cell temperature, AM 1.5.

Thermal Characteristics

Nominal operating cell temperature -NOCT(°C)	42±2
Temperature coefficient of Pmax -γ(% / °C)	- 0.29
Temperature coefficient of Voc -β(% / °C)	- 0.24
Temperature coefficient of Isc -α(% / °C)	0.042

Packaging Specifications

Number of modules per pallet	36
Number of pallets per 40' container	18
Packaging box dimensions (L / W / H)	2410 mm / 1110 mm / 1245 mm
Box weight	1276 kg

Operating Conditions

Max. system voltage	1500 V _{oc}
Max. series fuse rating*	30 A
Operating temperature range	- 40°C ~ + 70°C
Max. static load, front (e.g., snow)	+5400 Pa
Max. static load, back (e.g., wind)	-2400 Pa
Max. hailstone impact (diameter /velocity)	25 mm / 23 m·s ⁻¹

*Do not connect fuse in combiner box with two or more strings in parallel connection.

General Characteristics

Dimensions (L / W / H)	2382 mm / 1134 mm / 30 mm
Weight	33.5 kg

Construction Materials

Cell (material / quantity)	n-type monocrystalline silicon/ 6 x 22	Junction box (type)	3 bypass diodes
Glass (thickness)	2.0 mm / 2.0 mm	Junction box (protection degree)	≥IP68 Rated
Frame (material)	anodized aluminum alloy	Connector Type	PV-KST4-EVO2/xy_UR, PV-KBT4-EVO2/xy_UR
Protection Class	Class II	Output Cables	4.0 mm ² , 250mm (+) / 350mm (-) or Customized Length
IEC Fire Type	Class A		

- Due to continuous innovation, research and product improvement, the specifications in this product information sheet are subject to change without prior notice. The specifications may deviate slightly and are not guaranteed.
- The data do not refer to a single module and they are not part of the offer, they only serve for comparison to different module types.
- PV module 98 th percentile operating temperature:70 C



Visit our website